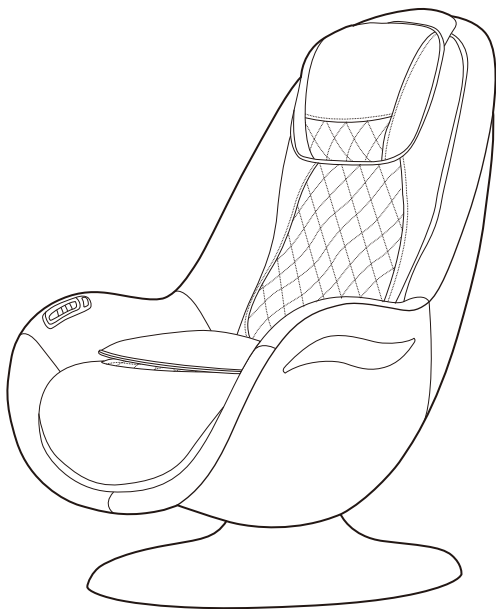


HOMEDICS[®]
MASSAGECHAIR



HMC-200 MASSAGE CHAIR

INSTRUCTION MANUAL AND WARRANTY INFORMATION

ONE YEAR LIMITED WARRANTY

IMPORTANT SAFETY INSTRUCTIONS

WHEN USING ELECTRICAL PRODUCTS, BASIC SAFETY PRECAUTIONS SHOULD ALWAYS BE FOLLOWED, INCLUDING THE FOLLOWING:

READ ALL INSTRUCTIONS BEFORE USING

DANGER – TO REDUCE THE RISK OF ELECTRIC SHOCK:

- Always unplug this appliance from the electrical outlet immediately after using and before cleaning.
- Never use pins or other metallic fasteners with this appliance.

WARNING – TO REDUCE THE RISK OF BURNS, FIRE, ELECTRIC SHOCK, OR INJURY TO PERSONS:

- An appliance should NEVER be left unattended when plugged in. Unplug from outlet when not in use, and before putting on or taking off parts or attachments.
- NOT for use by children.
- Close supervision is necessary when this appliance is used by, on, or near children, invalids, or disabled persons.
- Use this appliance only for its intended use as described in this manual. DO NOT use attachments not recommended by HoMedics; specifically, any attachments not provided with the unit.
- NEVER operate this appliance if it has a damaged cord or plug, if it is not working properly, if it has been dropped or damaged, or dropped into water. Return the appliance to HoMedics Service Center for examination and repair.
- Use heated surfaces carefully. May cause serious burns. DO NOT use on sensitive skin areas or in the presence of poor circulation. The unattended use of heat by children or incapacitated persons may be dangerous.
- Keep the cord away from heated surfaces.
- NEVER drop or insert any object into any opening.
- DO NOT use this massager in close proximity to loose clothing, jewelry.
- DO NOT operate where aerosol (spray) products are being used or where oxygen is being administered.
- DO NOT operate under a blanket or pillow. Excessive heating can occur and cause fire, electric shock, or injury to persons.
- DO NOT carry this appliance by supply cord or use cord as a handle.
- To disconnect, turn all controls to the “off” position, then remove plug from outlet.
- DO NOT use outdoors.
- NEVER operate the appliance with the air openings blocked. Keep the air openings free of lint, hair and the like.

SAVE THESE INSTRUCTIONS

CAUTION – PLEASE READ ALL INSTRUCTIONS CAREFULLY BEFORE OPERATING.

- This product is not intended for medical use. It is intended only to provide a luxurious massage.
- Consult your doctor prior to using this product, if
 - You are pregnant
 - You have a pacemaker
 - You have any concerns regarding your health
- NOT recommended for use by diabetics.
- NEVER leave the appliance unattended, especially if children are present.
- DO NOT use this product for more than 30 minutes at a time.
- Extensive use could lead to the product's excessive heating and shorter life. Should this occur, discontinue use and allow the unit to cool before operating.
- NEVER use this product directly on swollen or inflamed areas or skin eruptions.
- DO NOT use this product as a substitute for medical attention.
- This product should NEVER be used by any individual suffering from any physical ailment that would limit the user's capacity to operate the controls or who has sensory deficiencies in the lower half of their body.
- This appliance is intended for household use only.

MAINTENANCE

TO STORE

Place massage chair in its box or in a safe, dry, cool place. Avoid contact with sharp edges or pointed objects which might cut or puncture the fabric surface. To avoid breakage, do not wrap the power cord around the unit. Do not hang the unit by the hand control cord.

TO CLEAN

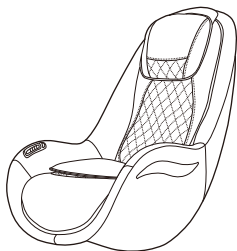
Unplug the unit and allow it to cool before cleaning. Clean only with a soft, slightly damp sponge. Never allow water or any other liquids to come into contact with the unit.

- DO NOT immerse in any liquid to clean.
- NEVER use abrasive cleaners, brushes, gasoline, kerosene, glass / furniture polish or paint thinner to clean.
- DO NOT attempt to repair the HMC-200. There are no user-serviceable parts. For service, call the consumer relations telephone number listed in the warranty section.

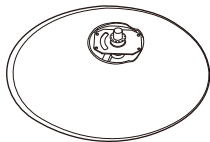
CONTENTS & INSTALLATION

Step 1:


Open the box and take out the chair, base, pillow, seat cushion, power cord and user manual.



HMC-200 Massage Chair



Chair Base



User Manual



Seat Cushion



Pillow

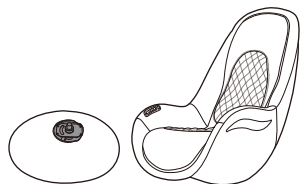


Power Cord

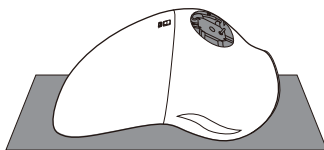
HOMEDICS MASSAGECHAIR	
WARRANTY CARD	
PRODUCT SERIAL NO. _____	MODEL NO. HMC-200
DATE PURCHASED _____	WARRANTY PERIOD _____
PRODUCT COLOR <input type="checkbox"/> Carbon/White <input type="checkbox"/> Midnight/White <input type="checkbox"/> Scarlet/White	
FIRST NAME _____	LAST NAME _____
ADDRESS _____	
CITY _____	STATE _____ ZIP _____
PHONE _____	
EMAIL _____	
<small>Please attach a copy of your receipt and mail this to: OCEAN HOME, 4750 Beverly Boulevard, #11-1, Oak Park Road, Corona, CA 92704 TEL: 1-877-977-0056 Fax: 1-855-521-4756 www.homedics.com</small>	

Warranty Card

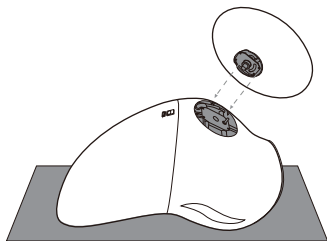
Step 2: Chair installation



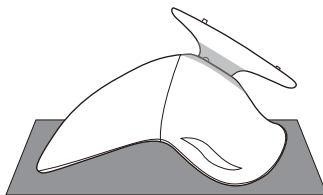
1. Remove Base and Chair from packaging



2. Place the chair face down on a soft rug.



3. Attached the base to the chair.



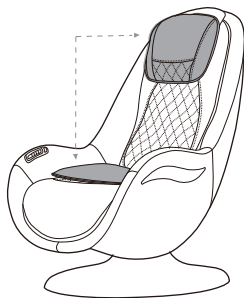
4. Verify base is securely attached



5. Place chair in upright position.

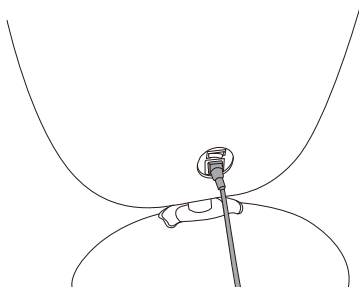
Step 3:

Attach the pillow on the top of the chair and put the seat cushion on the seat.



Step 4:

Connect the chair to power supply and turn on the chair.



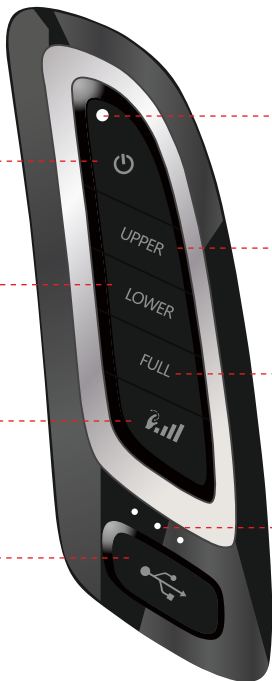
HOW TO USE

Press the power button and any message function button to start massage. Press the power button again to end your massage and turn off the chair.

Auto program: Massages the lower body.

Press this button to change massage strength and speed. Every time the button is pressed, the strength and speed will be adjusted in cycle.

USB Port: Recharge your electronic devices using the USB



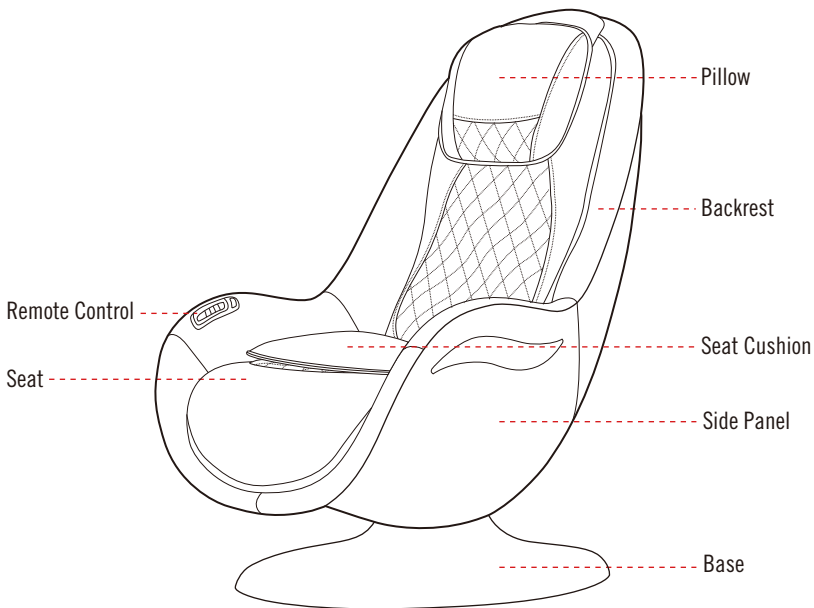
Power indicator light. When the chair power on, the light is always lit up. When the chair power on and program is over, the light is flashing.

Auto program: Massages the upper body.

Auto program: Massages the full body.

Strength indicator light. Every time the strength button is pressed, the three lights will be lit up in cycle.

FEATURES



This chair can swivel 90 degrees.

Note: The power cord can get pulled while the user turns the chair. Please be aware that the power cord could come loose or come out of the outlet.

ONE YEAR LIMITED WARRANTY

Cozzia USA, LLC sells HoMedics Massage Chair Model No. HMC-200 (the "HoMedics Massage Chairs") with the intent that they are free of defects in manufacture and workmanship for a period of one year from the date of original purchase, except as noted below. Cozzia USA, LLC warrants that the HoMedics Massage Chairs will be free of defects in material and workmanship under normal use and service. This warranty extends only to consumers and does not extend to Retailers.

HoMedics Massage Chairs have the following warranty:

The HoMedics Massage Chair HMC-200 has a one year parts warranty. Cozzia's customer service will not issue Return Material Authorizations (RMAs) for products. HoMedics Massage Chairs will be either repaired by the consumer or by an in-home technician. Cozzia will not issue Return Material Authorizations (RMAs) for buyer's remorse.

Service And Technical Support

Consumers may contact Cozzia's customer service department at 1-877-977-0656 between 9:00 am and 5:00 pm PST, Monday through Friday or email us at Service@cozziausa.com or visit our web at www.homedicsmassagechair.com for warranty or service issues.

Consumers are required to provide the unit serial number and dated proof of purchase (sales receipt) when they contact the Cozzia service department regarding a repair.

A Cozzia customer service representative will attend to most consumer inquiries, but in some cases a technical service specialist will provide advanced support.

Non-warranty repair is provided on a "per incident" basis. Cozzia customer service will verify that the unit has failed and provide instructions for repairing a unit. All applicable repairs, parts, shipping, handling, local tax and a "per incident" fee will be charged for non-warranty repairs and support calls.

Proof of purchase (original receipt) is required for all warranty repairs or service.

For more information regarding our product line in the USA, please visit: www.homedicsmassagechair.com. For Canada, please visit: www.homedics.ca.

FOR SERVICE IN THE USA:

Email: service@cozziausa.com

Monday-Friday 9:00am-5:00pm PST

1.877.977.0656

HOMEDICS[®]
MASSAGECHAIR